



Catalogue

Reliable made affordable





About Himel


Himel is a multinational manufacturer and provider of electrical products successfully combining global expertise with local knowledge.

Founded by a Spanish entrepreneur in 1958, the company pioneered in exporting quality electrical enclosures, establishing Himel brand globally. Today, our global footprint and technology enable us to provide the best combination of affordable and reliable offers for Low Voltage Power distribution, Industry Automation and Home Electric to our long-term customers and partners in over 50 countries where we are present.

Himel. Reliable made affordable



Final Distribution



3 Series

3 Series Miniature Circuit Breakers



Rated current: 1-125A
Pole: 1P/1P+N/2P/3P/3P+N/4P
Breaking capacity: 6kA

3 Series RCBO



Rated current: 6A-63A
Pole: 1P+N/2P/3P/3P+N/4P
Breaking capacity: 6KA

3 Series RCCB & Switch Disconnectors



Rated current: 10A-100A
Pole: 2P/4P

Rated current: 20A-125A
Pole: 1P/2P/3P/4P

3 Series Accessories



9 Series

9 Series Miniature Circuit Breakers



Rated current: 1-63A
Pole: 1P/2P/3P/4P
Breaking capacity: 6kA, 10kA

9 Series RCBO



Rated current: 6A-63A
Pole: 1P+N/2P/3P/3P+N/4P
Breaking capacity: 6KA

9 Series Switch Disconnectors



Rated current: 32A-125A
Pole: 1P/2P/3P/4P

9 Series Accessories



Final Distribution

HDBK Plug in Miniature Circuit Breakers NEW



HDBK

Rated current: 6-63A
Pole: 1P/2P/3P
Breaking capacity: 6kA, 10kA

HDPZ50 Consumer Boxes



HDPZ50

Rated current: 100A
Protection grade: IP30
Material: Full plastic/metal

HJXF Metal Enclosures



HJXF

Thickness: 1.0-1.5mm
Protection grade: IP43/IP54
Material: Metal

HBBT Comb Busbars



HBBT

Pole: 1P/2P/3P/4P
Material of busbar: E-CU-F25
Type: PIN-type/U-type

HDCH8S Modular Contactors



HDCH8S

Rated current: 16A-63A
Pole: 2P/3P/4P

HDY3 Surge Protective Devices



HDY3

Type 2
Max discharge current:
20KA,40KA,65KA,80KA,120KA,160KA
Pole: 1P/1P+N/2P/3P/3P+N/4P

HKG Digital Time Switches



HKG

Rated control voltage: HKG316T: 230/400V AC
HKG316TD: 230/380V AC

Power Distribution

3 Series Miniature Circuit Breakers

Standard: IEC/EN 60898-1



Range presentation

HDB3w series is Himel 3 series range of Miniature Circuit Breakers designed to protect the power system from short circuit and overload faults.

3 series MCB is mainly used in commercial and residential buildings, including 18mm AC MCB, 27mm AC MCB, phase neutral MCB, and DC MCB.

Features

- ◆ Full product range: AC and DC MCB, from 1 to 125A
- ◆ MCB without or with indicator window (H series) to display tripping status.
- ◆ DPN: Phase neutral MCB in single pole
- ◆ Smart design: Complete range of accessories with convenient mounting hole
- ◆ HDB3w, HDB3wH: SNI (Indonesia)
- ◆ HDB3w, HDB3wH: PS MARK (Philippines)
- ◆ HDB3wH: SIRIM (Malaysia)
- ◆ HDB3wH, HDB3w-125: TSE (Turkey)

Selection code

Range name	Breaking capacity	Number of poles	Tripping type	Rated current
HDB3w	N	3	C	10
HDB3w: MCB without indicator HDB3wH: MCB with indicator	N: 6kA	1: 1P 2: 2P 3: 3P 4: 4P 5: 1P+N 6: 3P+N	B: Type B C: Type C D: Type D	1: 1A 20: 20A 2: 2A 25: 25A 3: 3A 32: 32A 4: 4A 40: 40A 6: 6A 50: 50A 10: 10A 63: 63A 16: 16A
HDB3w125: 27mm MCB with indicator, up to 125A	N: 6kA H: 10kA	1: 1P 2: 2P 3: 3P 4: 4P	B: Type B C: Type C D: Type D	63: 63A 80: 80A 100: 100A 125: 125A
HDB3wP: Phase Neutral MCB without indicator HDB3wHP: Phase Neutral MCB with indicator	N: 4.5kA (HDB3wP) Default: 4.5kA (HDB3wHP)	Default: all are 1P+N in single pole	C: Type C D: Type D	6: 6A 25: 25A 10: 10A 32: 32A 20: 20A 40: 40A
HDB3wZ: DC MCB (Direct Current) without indicator	Default: 6kA (1P: 250V, 2/3P: 500V)	1: 1P 2: 2P 3: 3P	B: Type B C: Type C	1: 1A (Type C) 13: 13A 2: 2A (Type C) 16: 16A 3: 3A (Type C) 20: 20A 4: 4A (Type C) 25: 25A 5: 5A (Type C) 32: 32A 6: 6A 40: 40A 8: 8A 50: 50A 10: 10A 63: 63A

Online content



HDB3w



HDB3wH



HDB3w-125



HDB3wP



HDB3wHP



HDB3wZ

Power Distribution

3 Series Miniature Circuit Breakers

Standard: IEC/EN 60898-1



Technical parameters						
MCB	HDB3w	HDB3wH	HDB3w-125	HDB3wP	HDB3wHP	HDB3wZ
Description	18mm Miniature Circuit Breaker without indicator	18mm Miniature Circuit Breaker with indicator	27mm Miniature Circuit Breaker with indicator	18mm Phase Neutral MCB without indicator	18mm Phase Neutral MCB with indicator	18mm DC MCB without indicator
Indication: red and green tripping indication window	No	Yes	Yes	No	Yes	No
Electrical characteristics						
Standard	IEC 60898-1		IEC 60947-2	IEC 60898-1		IEC60947-2
Certificate	CE, TUV, CB, ROHS		CE, CB, TUV, ROHS	CE, CB, TUV, ROHS		CE, CB, ROHS
Rated insulation voltage Ui	500V		500V	500V		500V
Frequency	50/60Hz		50/60Hz	50/60Hz		/
Rated operational voltage Ue	240 (1P, 1P+N) 415V (2P, 3P, 4P, 3P+N)		230V (1P) 400V (2P, 3P, 4P)	240V		DC 250V (1P) DC 500V (2P/3P)
Rated short-circuit capacity Icn	6kA		6kA 10kA	4.5kA		6kA
Rated impulse withstand voltage Uimp	4kV		4kV	4kV		4kV
Pollution class	2		2	2		2
Isolation function	Yes		Yes	Yes		Yes
Tripping characteristics	B, C, D Type		B, C, D Type	C, D Type		B, C Type
Mechanical characteristics						
Mechanical endurance	25000		8500 (In ≤ 100A) 7000 (In > 100A)	10000		20000
Electrical endurance	6000		1500 (In ≤ 100A) 1000 (In > 100A)	4000		3000
Protection class	IP40 (Installed in DB box) IP20 (Installed directly)		IP40 (Installed in DB box) IP20 (Installed directly)	IP40 (Installed in DB box) IP20 (Installed directly)		IP40 (Installed in DB box) IP20 (Installed directly)
Mechanical shock resistance	30g, 3 shocks, lasting 11ms		30g, 3 shocks, lasting 11ms	30g, 3 shocks, lasting 11ms		30g, 3 shocks, lasting 11ms
Rated ambient temperature	30°C		30°C	30°C		30°C
Operating ambient temperature	-20°C ~+60°C		-20°C ~+60°C	-20°C ~+60°C		-20°C ~+60°C
Storage temperature	-40°C ~+70°C		-40°C ~+70°C	-40°C ~+70°C		-40°C ~+70°C
Installation features						
Maximum wiring capacity	25mm ²		50mm ²	16mm ²		25mm ²
Maximum torque	2.5N.m		3.5N.m	1.5N.m		2.5N.m
Tool	Cross head screwdriver or flat head screwdriver		Cross head screwdriver or flat head screwdriver	Cross head screwdriver or flat head screwdriver		Cross head screwdriver or flat head screwdriver
Installation	35mm DIN rail		35mm DIN rail	35mm DIN rail		35mm DIN rail
Line incoming type	Top or bottom		Top or bottom	Top or bottom		Top or bottom

Power Distribution

3 Series RCBO

Standard: IEC/EN 61009-1



Range presentation

HDB3wLE series is the Hmel 3 series range of Residual Current operated circuit breakers (RCBO) designed to protect people and power system from short circuit, overload faults and earth leakage.

3 series RCBO is mainly used in commercial and residential buildings including standard RCBO and phase neutral RCBO.

Features

- ◆ Full product range from 6A to 125A
- ◆ 5 residual current: 30mA, 50mA, 75mA, 100mA, 300mA
- ◆ Multi-Selection: MCB with indicator (H series) or without indicator

Selection code

Range name	Breaking capacity	Number of poles	Tripping type	Rated current	Residual current	Over-voltage protection
HDB3wLE	N	1	C	6	R50	G
HDB3wLE: RCBO without indicator HDB3wHLE: RCBO with indicator	N: 6kA	1: 1P+N 2: 2P 3: 3P 4: 4P 6: 3P+N	C: Type C D: Type D	6: 6A 10: 10A 16: 16A 20: 20A 25: 25A 32: 32A 40: 40A 50: 50A 63: 63A	Default: 30mA R50: 50mA R75: 75mA R100: 100mA R300: 300mA	Default: NO G: Over-voltage protection
HDB3wLE125: RCBO with indicator, up to 125A	Default: 10kA	1: 1P+N 2: 2P 3: 3P 4: 4P 6: 3P+N	C: Type C D: Type D	63: 63A 80: 80A 100: 100A 125: 125A	Default: 30mA W: 50mA Q: 75mA Y: 100mA T: 300mA	Default: NO G: Over-voltage protection
HDB3wPLEY63: Phase neutral RCBO without indicator HDB3wHPLE: Phase neutral RCBO with indicator	Default: 4.5kA A: 3kA HDB3wHPLE only	Default: 1P+N	C: Type C D: Type D	6: 63A 10: 10A 16: 16A 20: 20A 32: 32A 40: 40A 50: 50A (PLEY63 only) 63: 63A (PLEY63 only)	Default: 30mA	Default: NO G: Over-voltage protection (Only HDB3wHPLE)

Online content



HDB3wLE



HDB3wHLE



HDB3wLE-125



HDB3wPLEY63



HDB3wHPLE

Power Distribution

3 Series RCBO

Standard: IEC/EN 61009-1



Technical parameters					
RCBO	HDB3wLE	HDB3wHLE	HDB3wLE-125	HDB3wPLEY63	HDB3wHPLE
Indication: red and green tripping indication window	NO	Yes	Yes	NO	Yes
Electrical characteristics					
Standard	IEC 61009-1		IEC 60947-2	IEC 61009-1	
Certificate	CE, ROHS (2P, 3P, 4P)		CE, CB, ROHS	CE, CB, TUV, ROHS	CE, CB, TUV, ROHS
Rated insulation voltage Ui	500V		500V	500V	
Frequency	50/60Hz		50/60Hz	50/60Hz	
Rated operational voltage Ue	230 (1P+N, 2P) 400V (3P, 4P, 3P+N)		230 (1P+N, 2P) 400V (3P, 4P, 3P+N)	240V	240V
Rated short-circuit capacity Icn	6kA		10kA	4.5kA	
Rated impulse withstand voltage Uimp	4kV		4kV	4kV	
Pollution class	2		2	2	
Tripping type	Thermal magnetic tripping				
Isolation function	YES		YES	YES	
Rated residual operating current In	30, 50, 75, 100, 300mA		30, 50, 75, 100, 300mA	30mA	
Tripping characteristics	C, D Type		C, D Type	C, D Type	
Mechanical characteristics					
Mechanical endurance	25000		8500	4000	
Electrical endurance	6000		3000	4000	
Protection class	IP40 (Installed in DB box) IP20 (Installed directly)		IP40 (Installed in DB box) IP20 (Installed directly)	IP40 (Installed in DB box) IP20 (Installed directly)	IP40 (Installed in DB box) IP20 (Installed directly)
Mechanical shock resistance	30g, 3 shocks, lasting 11ms		30g, 3 shocks, lasting 11ms	30g, 3 shocks, lasting 11ms	
Rated ambient temperature	30°C		30°C	30°C	
Operating ambient temperature	-20°C ~+60°C		-20°C ~+60°C	-20°C ~+60°C	
Storage temperature	-40°C ~+70°C		-40°C ~+70°C	-40°C ~+70°C	
Installation features					
Maximum wiring capacity	Rated current 6-32A: 16mm ² 40-63A: 25mm ²	Rated current	50mm ²	16mm ²	16mm ²
Maximum torque	Rated current 6-32A: 2N.m 40-63A: 2.5N.m	Rated current	3.5N.m	1.5N.m	1.5N.m
Tool	Cross head screwdriver or flat head screwdriver		Cross head screwdriver or flat head screwdriver	Cross head screwdriver or flat head screwdriver	
Installation	35mm DIN rail		35mm DIN rail	35mm DIN rail	
Line incoming type	Top		Top	Top	

Power Distribution

3 Series Switch Disconnectors

Standard: IEC/EN 60947-3



Range presentation

HDG3 is the Himel 3 series range of switch disconnector designed to switch on and off the power system.

The 3 series switch disconnector is mainly used in commercial and residential buildings.

Features

- ◆ Full product portfolio from 20A to 125A
- ◆ Suitable to industry application

Online content



HDG3

Selection code

Range name	Number of poles	Rated current
HDG3	3	32
HDG3	1: 1P 2: 2P 3: 3P 4: 4P	20: 20A 63: 63A 25: 25A 80: 80A 32: 32A 100: 100A 40: 40A 125: 125A 50: 50A

Technical Parameters	
Switch Disconnectors	HDG3
Electrical characteristics	
Standard	IEC 60947-3
Certificate	CE, CB, ROHS
Rated insulation voltage Ui	500V
Frequency	50/60Hz
Rated operational voltage Ue	230 (1P) 400V (2P, 3P, 4P)
Rated short-time withstand current Icw (kA)	20le/1s
Rated short-circuit making capacity Icm (kA)	28, 1le
Rated impulse withstand voltage Uimp	4kV
Pollution class	2
Isolation function	Yes
Mechanical characteristics	
Mechanical endurance	8500(≤100A) 7000(125A)
Electrical endurance	3000
Protection class	IP40 (Installed in DB box) IP20 (Installed directly)
Mechanical shock resistance	30g, 3 shocks, lasting 11ms
Rated ambient temperature	30°C
Operating ambient temperature	- 20°C ~ + 60°C
Storage temperature	- 40°C ~ + 70°C
Installation Features	
Maximum wiring capacity	25mm ²
Maximum torque	2.5N.m
Installation	35mm DIN rail
Line incoming type	Top or bottom

Power Distribution

3 Series RCCB

Standard: IEC/EN 61008-1



Range presentation

HDB3VR is Himel 3 series range of Residual current circuit breaker(RCCB) designed to protect people and power system form earth leakage.

HDB3VR RCCB can be widely used in commercial and residential building.

Features

- ◆ Full range from 10A to 100A
- ◆ 4 Residual current sensitivity: 10mA, 30mA, 100mA, and 300mA
- ◆ Two types for application: AC type and A type
- ◆ HDB3VR: Safety mark (Singapore) TSE (Turkey)
- ◆ SNI (Indonesia)

Online content



HDB3VR

Selection code

Range name	Number of poles	Rated current	Residual current	Type
HDB3VR	2	10	L	C
HDB3VR : Electromagnetic Type RCCB	2: 2P 4: 4P	10: 10A 16: 16A 25: 25A 40: 40A 63: 63A 80: 80A 100: 100A	L: 10mA S: 30mA Y: 100mA T: 300mA	C: ACType A: AType

Technical parameters	
RCCB	HDB3VR
Electrical characteristics	
Standard	IEC 61008-1
Certificate	CE, TUV, ROHS
Rated insulation voltage Ui	500V
Frequency	50/60Hz
Rated operational voltage Ue	240 (2P) 415V (4P)
Rated short-circuit capacity Icn	6kA
Rated impulse withstand voltage Uimp	4kV
Pollution class	2
Type	A, ACType
Isolation function	Yes
Rated residual operating current IΔn	10, 30, 100, 300mA
Mechanical characteristics	
Endurance	Mechanical endurance: 8500(≤100A) 7000(125A) Electrical endurance: 3000
Protection class	IP40 (Installed in DB box) IP20 (Installed directly)
Mechanical shock resistance	30g, 3 shocks, lasting 11ms
Rated ambient temperature	30°C
Operating ambient temperature	- 20°C ~ + 60°C
Storage temperature	- 40°C ~ + 70°C
Installation Features	
Maximum wiring capacity	25mm ² (≤63A) 35mm ² (> 63A)
Maximum torque	Rated current 6-32A: 2.5N.m Rated current 40-63A: 3N.m
Installation	35mm DIN rail
Line incoming type	Top or bottom

Power Distribution

3 Series Accessories for MCB & RCBO

Standard: IEC/EN 60947




Compatible with HDB3w, HDB3wH, HDB3wP, HDB3wHP, HDB3wLE, HDB3wHLE, HDB3wPLE, HDB3wHPLE

Technical parameters						
MCB Accessories	OF	SD	MO	MV	MN	MVMN
Description	Auxiliary contact	Alarm contact	Shunt release	Over-voltage release	Under-voltage release	Over-voltage and under-voltage release
Reference	HDB3wOF	HDB3wSD	HDB3wMO220 (AC 130-415V, DC 110-130V) HDB3wMO24 (AC/DC 24-48V)	HDB3wMV	HDB3wMN	HDB3wMVMN
Rated voltage	AC 240/415 DC 130V,48V,24V	AC 240/415 DC 130V,48V,24V	AC 130V-415V DC 110-130V AC/DC 24V-48V (AC/DC 24-48V)	AC 130V-415V DC 110-130V AC/DC 24V-48V	AC 240V	AC 240V
Wiring capacity	1~2.5mm ²	1~2.5mm ²	1~2.5mm ²	1~2.5mm ²	1~2.5mm ²	1~2.5mm ²
Width	9mm	9mm	18mm	18mm	18mm	18mm
Installation side of MCB	Left	Left	Left	Left	Left	Left
Max installation quantity	6	3	2	2	2	2

Remark: Maximum width of the accessory assembly is 54mm

Overview of accessories



1. Circuit breaker body
2. MVMN over-voltage and under-voltage release, MN under-voltage release and MV over-voltage release
3. MX+OF shunt release
4. OF auxiliary contact
5. SD alarm contact
6. Comb busbar (See HBBT catalogue)

Power Distribution

9 Series Miniature Circuit Breakers

Standard: IEC/EN 60898-1



Range presentation

HDB9 series is Himel 9 series range of Miniature Circuit Breakers designed to protect the power system from short circuit and overload. HDB9 is Himel most advanced range of miniature circuit breaker.

9 series MCB can be widely used in commercial and residential buildings including 18mm AC MCB, phase neutral MCB, and DC MCB.

Features

- ◆ Breaking capacity up to 10kA
- ◆ Energy limiting class 3
- ◆ Standard open and close state indication window
- ◆ High performance
- ◆ HDB9: SNI (Indonesia) SIRIM (Malaysia) TSE (Turkey) PS MARK (Philippines)

Selection code

Range name	Breaking capacity	Number of poles	Tripping type	Rated current
HDB9	N63A	3	C	10
HDB9: MCB	N63A: 6kA H63A: 10kA	1: 1P 2: 2P 3: 3P 4: 4P 5: 1P+N 6: 3P+N	B: Type B C: Type C D: Type D	1: 1A 20: 20A 2: 2A 25: 25A 4: 4A 32: 32A 6: 6A 40: 40A 10: 10A 50: 50A 16: 16A 63: 63A
HDB9P: Phase Neutral MCB	H: 6kA	Default: all are 1P+N in single pole	C: Type C	6: 6A 10: 10A 16: 16A 20: 20A 32: 32A 40: 40A
HDB9Z: DC MCB (Direct Current)	63: 1P/2P 125V/250V(10kA) 1P/2P/4P 250V/500V/1000V(6kA)	1: 1P 2: 2P 4: 4P	B: BType C: CType	1: 1A 20: 20A 2: 2A 25: 25A 4: 4A 32: 32A 6: 6A 40: 40A 10: 10A 50: 50A 16: 16A 63: 63A

Online content



HDB9



HDB9P



HDB9Z

Power Distribution

9 Series Miniature Circuit Breakers

Standard: IEC/EN 60898-1



Technical parameters			
MCB	HDB9	HDB9P	HDB9Z
Description	18mm Miniature circuit breaker	18mm Phase neutral MCB	18mm DC miniature circuit breaker
Indication: red and green tripping indication window	Yes	Yes	Yes
Electrical characteristics			
Standard	IEC 60898-1	IEC 60898-1	IEC60947-2
Certificate	CE, KEMA, CB, ROHS	CE, CB, TUV, ROHS	CE, CB, SEMKO, ROHS
Rated insulation voltage Ui	500V	500V	1000V
Frequency	50/60Hz	50/60Hz	/
Rated operational voltage Ue	230 (1P, 1P+N) 400V(2P, 3P, 3P+N, 4P)	240V	DC 125V, 250V (1P) DC 250V, 500V (2P) DC 1000V (4P)
Rated short-circuit capacity Icn	6kA 10kA	6kA	10KA (125V/1P, 250V/2P) 6kA (250V/1P, 500V/2P, 1000V/4P)
Rated impulse withstand voltage Uimp	4kV	4kV	6kV
Pollution class	2	2	2
Isolation function	Yes	Yes	Yes
Tripping characteristics	B, C, D Type	C Type	B, C, D Type
Energy limiting class 3	B, C Type	No	No
Mechanical characteristics			
Mechanical endurance	20000	20000	20000
Electrical endurance	10000	10000	3000
Protection class	IP40 (Installed in DB box) IP20 (Installed directly)	IP40 (Installed in DB box) IP20 (Installed directly)	IP40 (Installed in DB box) IP20 (Installed directly)
Mechanical shock resistance	30g, 3 shocks, lasting 11ms	30g, 3 shocks, lasting 11ms	30g, 3 shocks, lasting 11ms
Rated ambient temperature	30°C	30°C	30°C
Operating ambient temperature	- 30°C ~ + 70°C	- 30°C ~ + 70°C	- 30°C ~ + 70°C
Storage temperature	- 40°C ~ + 70°C	- 40°C ~ + 70°C	- 40°C ~ + 70°C
Installation Features			
Maximum wiring capacity	25mm ²	16mm ²	25mm ²
Maximum torque	2.5N.m	1.5N.m	2.5N.m
Tool	Cross head screwdriver or flat head screwdriver	Cross head screwdriver or flat head screwdriver	Cross head screwdriver or flat head screwdriver
Installation	35mm DIN rail	35mm DIN rail	35mm DIN rail
Line incoming type	Top or bottom	Top or bottom	Top or bottom

Power Distribution

9 Series RCBO

Standard: IEC/EN 61009-1



Range presentation

HDB9LE series is Himel 9 series range of Residual current operated circuit breakers, designed to protect people and power system from short circuit, overload faults, earthleakage.

9 series RCBO can be widely used in commercial and residential building, It includes electronic type and electromagnetic type (HDB9LM).

Features

- ◆ Multi-selection: Electronic or electromagnetic type.
- ◆ High performance: up to 6kA breaking capacity
- ◆ Standard open and close state indication

Selection code

Range name	Breaking capacity	Number of poles	Tripping type	Rated current	Residual current
HDB9LE	N63A	2	C	6	R50
HDB9LE: Electronic RCBO	N32A: 6kA for rating up to 32A N63A: 6kA for rating above 32A	1: 1P+N 2: 2P 3: 3P 4: 4P 6: 3P+N	C: Type C	6: 6A 10: 10A 16: 16A 20: 20A 25: 25A 32: 32A 40: 40A 50: 50A 63: 63A	S: 30mA Y: 100mA T: 300mA
HDB9LM: Electromagnetic RCBO	63: 6kA	5: 1P+N 6: 3P+N	C: Type C	6: 6A 10: 10A 16: 16A 20: 20A 25: 25A 32: 32A 40: 40A 50: 50A 63: 63A	S: 30mA T: 300mA
HDB9PLE: Phase Neutral RCBO	N: 6kA	Default: 1P+N	C: Type C	6: 6A 10: 10A 16: 16A 20: 20A 32: 32A 40: 40A	L: 10mA S: 30mA

Online content



HDB9LE



HDB9LM



HDB9PLE

Power Distribution

9 Series RCBO

Standard: IEC/EN 61009-1



Technical parameters			
RCBO	HDB9LE	HDB9LM	HDB9PLE
Description	Electronic RCBO	Electromagnetic RCBO	Electronic phase neutral RCBO
Indication: red and green tripping indication window	Yes	Yes	Yes
Electrical characteristics			
Standard	IEC 61009-1	IEC 61009-1	IEC 61009-1
Certificate	CE, ROHS (2P, 3P, 4P)	CE, CB, TUV, RoHS	CE, CB, TUV, RoHS
Rated insulation voltage Ui	500V	500V	500V
Frequency	50/60Hz	50/60Hz	50/60Hz
Rated operational voltage Ue	230 (1P+N, 2P) 400V (3P, 4P, 3P+N)	230 (1P+N) 400V (3P+N)	240V
Rated short-circuit capacity Icn	6kA	6kA	6kA
Rated impulse withstand voltage Uimp	4kV	4kV	4kV
Pollution class	2	2	2
Tripping type	Thermal magnetic tripping	Thermal magnetic tripping	Thermal magnetic tripping
Isolation function	Yes	Yes	Yes
Rated residual operating current IΔn	30, 50, 75, 100, 300mA	30, 300mA	30mA
Tripping characteristics	C, D Type	C Type	C, D Type
Mechanical characteristics			
Mechanical endurance	20000	20000	20000
Electrical endurance	10000	10000	4000
Protection class	IP40 (Installed in DB box) IP20 (Installed directly)	IP40 (Installed in DB box) IP20 (Installed directly)	IP40 (Installed in DB box) IP20 (Installed directly)
Mechanical shock resistance	30g, 3 shocks, lasting 11ms	30g, 3 shocks, lasting 11ms	30g, 3 shocks, lasting 11ms
Rated ambient temperature	30 °C	30 °C	30 °C
Operating ambient temperature	- 30 °C ~ + 70 °C	- 30 °C ~ + 70 °C	- 30 °C ~ + 70 °C
Storage temperature	- 40 °C ~ + 70 °C	- 40 °C ~ + 70 °C	- 40 °C ~ + 70 °C
Installation features			
Maximum wiring capacity	Rated current 6-32A: 16mm ² Rated current 40-63A: 25mm ²	25mm ² (< 40A) 35mm ² (≥ 40A)	16mm ²
Maximum torque	Rated current 6-32A: 2N.m Rated current 40-63A: 2.5N.m	3N.m (< 40A) 3.5N.m (≥ 40A)	1.5N.m
Tool	Cross head screwdriver or flat head screwdriver	Cross head screwdriver or flat head screwdriver	Cross head screwdriver or flat head screwdriver
Installation	35mm DIN rail	35mm DIN rail	35mm DIN rail
Line incoming type	Top	Top	Top

Power Distribution

9 Series Switch Disconnectors

Standard: IEC 60947-3



Range presentation

HDG9 is Himel 9 series range of Switch disconnectors designed to switch on and off the power system.

9 series switch disconnector is mainly used in commercial and residential buildings.

Features

- ◆ Rated current up to 125A
- ◆ High performance

Online content



HDG9

Selection code

Range name	Frame	Number of poles	Rated current
HDG9	125	3	32
HDG9	125	1: 1P 2: 2P 3: 3P 4: 4P	32: 32A 63: 63A 100: 100A 125: 125A

Technical parameters	
Switch Disconnectors	HDG9
Electrical characteristics	
Standard	IEC 60947-3
Certificate	CE, CB, TUV, ROHS
Rated insulation voltage Ui	500V
Frequency	50/60Hz
Rated operational voltage Ue	230V (1P) 400V (2P, 3P, 4P)
Rated short-time withstand current Icw	20Ie/1s
Rated short-circuit making capacity Icm	28,1Ie
Rated impulse withstand voltage Uimp	4kV
Pollution class	2
Isolation function	Yes
Mechanical characteristics	
Mechanical endurance	50000
Electrical endurance	30000 (32A) 20000 (63A) 10000 (100A) 2500 (125A)
Protection class	IP40 (Installed in DB box) IP20 (Installed directly)
Mechanical shock resistance	30g, 3 shocks, lasting 11ms
Rated ambient temperature	30 °C
Operating ambient temperature	- 30 °C ~ + 70 °C
Storage temperature	- 40 °C ~ + 70 °C
Installation Features	
Maximum wiring capacity	50mm ²
Maximum torque	3.5N.m
Installation	35mm DIN rail
Line incoming type	Top or bottom

Power Distribution

9 Series Accessories

Standard: IEC/EN 60947



Compatible with HDB9, HDB9P, HDB9LE, HDB9PLE

Technical Parameters						
MCB Accessories	OF	SD	MX	MV	MN	MVMN
Description	Auxiliary contact	Alarm contact	Shunt release	Over-voltage release	Under-voltage release	Over-voltage and under-voltage release
Reference	HDB963OF	HDB963SD	HDB963MX24 (AC/DC 12-24V) HDB963MX48 (AC/DC 48V) HDB963MX415* (AC 100-415V, DC 110-130V)	HDB9MV	HDB9MN	HDB9MVMN
Standard	IEC 60947-5-1	IEC 60947-5-1	IEC 60947-1	IEC 60947-2	IEC 60947-2	IEC 60947-2
Rated voltage	AC 240/415 DC130V, 48V, 24V	AC 240/415 DC 130V, 48V, 24V	AC 100-415V DC 110V-130V AC/DC 12/24/48V	AC 100-415V DC 110V-130V AC/DC 12/24/48V	240V	240V
Wiring capacity	1-2.5mm ²	1-2.5mm ²	1-2.5mm ²	1-2.5mm ²	1-2.5mm ²	1-2.5mm ²
Width	9mm	9mm	18mm	18mm	18mm	18mm
Installation side of MCB	Left	Left	Left	Left	Left	Left
Max installation quantity (From left to right)	3	3	2	2	2	2

Remark: The total width of the accessory assembly is within 54mm

Overview of accessories

Sketch map of installation with breaker



Power Distribution

HDBK Plug in Miniature Circuit Breakers

Standard: IEC/EN 60898-1



Range presentation

HDBK series is Himel plug in MCB designed to protect power system from short circuit, overload faults.

HDBK can be used with NEMA load center.

Features

- ◆ Plug in installation
- ◆ Breaking capacity: up to 10kA

Online content



HDBK

Selection code

Range name	Number of poles	Tripping type	Rated current
HDBK	3	C	10
HDBK: Plug in MCB	1: 1P 2: 2P 3: 3P	C:Type C	6: 6A 32: 32A 10: 10A 40: 40A 16: 16A 50: 50A 20: 20A 63: 63A 25: 25A

Technical parameters	
Plug in MCB	HDBK
Electrical features	
Rated current In(A)	6, 10, 16, 20, 25, 32, 40, 50, 63
Pole(P)	1, 2, 3
Rated voltage Ue(V)	AC 240/415
Insulation voltage Ui(V)	500
Rated frequency(Hz)	50/60
Rated breaking capacity(A)	6000 (AC 240/415V) 10000 (AC 120V)
Rated impulse withstand voltage(1.2/50)Uimp(V)	4000
Pollution degree	2
Thermo-magnetic trip characteristic	C
Mechanical features	
Electrical durability(t)	4000
Mechanical durability(t)	10000
Protection degree(V)	IP20
Reference temperature for setting of thermal element(V)	50
Ambient temperature(with daily average≤35°C)	15~+60
Storage temperature(°C)	-25~+70
Installation	
Terminal size for cable(mm ²)	25
Torque(N.m)	2
Mounting	Plug in
Connection	Top

Power Distribution

HDPZ50 Consumer Boxes

Standard: IEC/EN 60670



Range presentation

HDPZ50 series is Himel Distribution Box designed to be used with Himel MCB, RCBO, RCCB and surge protection device.

Distribution box can be widely used in commercial and residential building.

Features

- ◆ Multiple material selection: full plastic, metal box and plastic cover
- ◆ Multiple installation: Surface installation.
- ◆ Flush installation
- ◆ IP30 protection grade
- ◆ Fire-retardancy option is available.

Online content



HDPZ50

Selection code

Range name	Material	Installation	Number of ways	Fire-retardancy
HDPZ50	P	M	4	NF
HDPZ50	Default: Metal box&Plastic cover P: Full plastic	M: Surface installation F: Flush installation	4: 4 ways 6: 6 ways 8: 8 ways 12: 12 ways 15: 15 ways 18: 18 ways 24: 24 ways 36: 36 ways	F: Fire-retardancy NF: Non fire-retardancy

2 pole MCB Plastic cover is available on demand

Technical parameters		
Consumer Boxes	HDPZ50	HDPZ50P
Material	Box: Metal, Cover: Plastic	Full Plastic
Fire-resistancy	Fire-resistant	Optional
Protection grade	IP30	IP30
Rated operation voltage	230/400V	230/400V
Rated insulated voltage	500V	500V
Rated operating current	100A	100A
Withstand current	6kA	6kA

Power Distribution

HDPZ50 Consumer Boxes

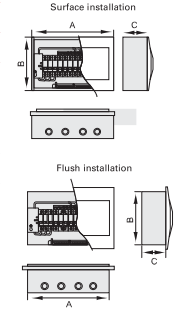
Standard: IEC/EN 60670

Overall dimensions

HDPZ50

Unit: mm

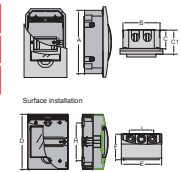
Metal Box & Plastic	Surface Installation		Flush Installation		Thickness
	A	B	A	B	C
6	171	220	163	200	90
8	207	220	199	200	90
12	279	220	272	200	90
16	351	220	343	200	90
20	423	220	413	200	90
24	303	383	282	364	90



HDPZ50P

Unit: mm

Full Plastic Loop Number	Dimension for Hidden Installation				Dimension for Surface Installation				
	Height	Width	Thickness		Height	Width	Thickness	Installation Dimension	
	A	B	C	C1	D	E	F	H	I
4	200	114	61	78	200	112	91	138	-
6	200	150	61	78	200	147	96	144	-
8	200	186	61	78	200	183	96	144	-
12	196	258	61	78	200	255	96	144	-
15	198	311	61	78	200	310	96	144	-
18	216	363	61	78	218	362	96	162	290
24	310.5	261	74.5	92	324	270	102	230	207
36	414.5	261	70.5	88	459	270	102	418	207



Power Distribution

HJXF Metal Enclosures

Standard: IEC/EN 60529



Range presentation

HJXF is Himel Metal enclosure designed to be used with Himel MCB, RCBO, RCCB and surge protection device.

HJXF can be widely used in commercial and residential building.

Features

- ◆ Multiple protection grade: IP43, IP54

Online content



HJXF

Selection code

Range name	Height	Width	Depth	Protection grade
HJXF	25	20	14	B
HJXF: Metal Enclosure	25: 250	20: 200	14: 140	B: IP 43 Q: IP 54
	30: 200			
	40: 400	25: 250	16: 160	
	50: 500	30: 300	18: 180	
	60: 600	40: 400	20: 200	
	70: 700	50: 500	25: 250	
80: 800	60: 600	30: 300		
100: 1000	80: 800			

Available combination see below

Order Information

Type	Thickness	Dimension (mm)									Lock	Reference
		Overall			Installation		Mounting					
		H	W	D	H1	B1	H6	B6	Thick			
HJXF - 2520/14 IP43 Improved	1.0	250	200	140	295	128	130	128	1.0	1	HJXF252014B	
HJXF - 3025/14 IP43 Improved	1.0	300	250	140	345	178	180	178	1.0	1	HJXF302514B	
HJXF - 3025/18 IP43 Improved	1.0	300	250	180	345	178	180	178	1.0	1	HJXF302518B	
HJXF - 3030/14 IP43 Improved	1.0	300	300	140	345	228	180	228	1.0	1	HJXF303014B	
HJXF - 3030/18 IP43 Improved	1.0	300	300	180	345	228	180	228	1.0	1	HJXF303018B	
HJXF - 4030/14 IP43 Improved	1.0	400	300	140	445	228	280	228	1.0	1	HJXF403014B	
HJXF - 4030/20 IP43 Improved	1.0	400	300	200	445	228	280	228	1.0	1	HJXF403020B	
HJXF - 5040/14 IP43 Improved	1.0	500	400	140	545	328	380	328	1.0	2	HJXF504014B	
HJXF - 5040/20 IP43 Improved	1.0	500	400	200	545	328	380	328	1.0	2	HJXF504020B	
HJXF - 5040/25 IP43 Improved	1.0	500	400	250	545	328	380	328	1.0	2	HJXF504025B	
HJXF - 6040/14 IP43 Improved	1.2	600	400	140	645	328	480	328	1.2	2	HJXF604014B	
HJXF - 6040/20 IP43 Improved	1.2	600	400	200	645	328	480	328	1.2	2	HJXF604020B	
HJXF - 6040/25 IP43 Improved	1.2	600	400	250	645	328	480	328	1.2	2	HJXF604025B	
HJXF - 6050/14 IP43 Improved	1.2	600	500	140	645	428	480	428	1.2	2	HJXF605014B	
HJXF - 6050/20 IP43 Improved	1.2	600	500	200	645	428	480	428	1.2	2	HJXF605020B	
HJXF - 6050/25 IP43 Improved	1.2	600	500	250	645	428	480	428	1.2	2	HJXF605025B	
HJXF - 7050/16 IP43 Improved	1.2	700	500	160	745	428	580	428	1.2	2	HJXF705016B	
HJXF - 7050/20 IP43 Improved	1.2	700	500	200	745	428	580	428	1.2	2	HJXF705020B	
HJXF - 7050/25 IP43 Improved	1.2	700	500	250	745	428	580	428	1.2	2	HJXF705025B	
HJXF - 8060/20 IP43 Improved	1.5	800	600	200	845	528	680	528	1.5	2	HJXF806020B	
HJXF - 8060/25 IP43 Improved	1.5	800	600	250	845	528	680	528	1.5	2	HJXF806025B	
HJXF - 10080/20 IP43 Improved	1.5	1000	800	200	1045	728	880	728	1.5	2	HJXF1008020B	
HJXF - 10080/25 IP43 Improved	1.5	1000	800	250	1045	728	880	728	1.5	2	HJXF1008025B	
HJXF - 10080/30 IP43 Improved	1.5	1000	800	300	1045	728	880	728	1.5	2	HJXF1008030B	

Power Distribution

HJXF Metal Enclosures

Standard: IEC/EN 60529

Order Information


Type	Thickness	Dimension (mm)									Lock	Reference
		Overall			Installation		Mounting					
		H	W	D	H1	B1	H6	B6	Thick			
HJXF - 2520/14 IP54	1.2	250	200	140	310	150	172	122	2.0	1	HJXF252014Q	
HJXF - 3025/14 IP54	1.2	300	250	140	360	200	222	172	2.0	1	HJXF302514Q	
HJXF - 3025/18 IP54	1.2	300	250	180	360	265	222	172	2.0	1	HJXF302518Q	
HJXF - 3030/14 IP54	1.2	300	300	140	360	265	222	222	2.0	1	HJXF303014Q	
HJXF - 3030/18 IP54	1.2	300	300	180	360	265	222	222	2.0	1	HJXF303018Q	
HJXF - 4030/14 IP54	1.2	400	300	140	460	365	322	222	2.0	1	HJXF403014Q	
HJXF - 4030/20 IP54	1.2	400	300	200	460	365	322	222	2.0	1	HJXF403020Q	
HJXF - 5040/14 IP54	1.2	500	400	140	560	465	422	322	2.0	2	HJXF504014Q	
HJXF - 5040/20 IP54	1.2	500	400	200	560	465	422	322	2.0	2	HJXF504020Q	
HJXF - 5040/25 IP54	1.2	500	400	250	560	465	422	322	2.0	2	HJXF504025Q	
HJXF - 6040/14 IP54	1.5	600	400	140	660	565	522	322	2.0	2	HJXF604014Q	
HJXF - 6040/20 IP54	1.5	600	400	200	660	565	522	322	2.0	2	HJXF604020Q	
HJXF - 6040/25 IP54	1.5	600	400	250	660	565	522	322	2.0	2	HJXF604025Q	
HJXF - 6050/14 IP54	1.5	600	500	140	660	565	522	422	2.0	2	HJXF605014Q	
HJXF - 6050/20 IP54	1.5	600	500	200	660	565	522	422	2.0	2	HJXF605020Q	
HJXF - 6050/25 IP54	1.5	600	500	250	660	565	522	422	2.0	2	HJXF605025Q	
HJXF - 7050/16 IP54	1.5	700	500	160	760	665	622	422	2.0	2	HJXF705016Q	
HJXF - 7050/20 IP54	1.5	700	500	200	760	665	622	422	2.0	2	HJXF705020Q	
HJXF - 7050/25 IP54	1.5	700	500	250	760	665	622	422	2.0	2	HJXF705025Q	
HJXF - 8060/20 IP54	1.5	800	600	200	860	765	722	522	2.0	2	HJXF806020Q	
HJXF - 8060/25 IP54	1.5	800	600	250	860	765	722	522	2.0	2	HJXF806025Q	
HJXF - 10080/20 IP54	1.5	1000	800	200	1060	965	922	722	2.0	2	HJXF1008020Q	
HJXF - 10080/25 IP54	1.5	1000	800	250	1060	965	922	722	2.0	2	HJXF1008025Q	
HJXF - 10080/30 IP54	1.5	1000	800	300	1060	965	922	722	2.0	2	HJXF1008030Q	

Technical parameters	
Metal Enclosures	HJXF
Protection grade	IP43, IP54
Standard	EN60529
Sheet thickness	1.0 -1.5mm
Mounting plate thickness	1.0 -1.5mm
Hinge	Enhanced
Sealing rubber gasket	Black rubber gasket
Cable gland	Bottom only

Power Distribution

HBBT Comb Busbars

Standard: IEC/EN 60439



Range presentation

HBBT is compactible with both 3 series and 9 series

Features

- ◆ Two connection options: PIN or U type
- ◆ Two PIN thickness option: 1.2mm and 1.5mm

Online content



HBBT

Selection code

Range name	Number of poles	Max current	Thickness of pin	Type of terminal
HBBT	1P	40A	12	P
HBBT	1P: 1 pole 2P: 2 Poles 3P: 3 Poles 4P: 4 Poles	40A: 40A 63A: 63A 75A: 75A 80A: 80A 85A: 85A	12: 1.2mm 15: 1.5mm	P: Pin type F: U type

Technical parameters

Comb Busbars	HBBT
Material of busbar	E-CU-F25
Material of insulation	PVC
Short-circuit strength	50kA
Nominal voltage	415V
Operating voltage	Max 500V
Surge voltage	4kV

Power Distribution

HDCH8S Modular Contactors

Standard: IEC 61095



Range presentation

HDCH8S is Himel modular contactor designed to switch on and switch off lighting or other equipments, can be widely used in commercial and residential building.

Features

- ◆ Multi-Selection for main contacts
- ◆ Full range from 16A to 63A

Online content



HDCH8S

Selection code

Range name	Current	Number of poles	Contacts
HDCH8S	16	3	20
HDCH8S	16: 16A 20: 20A 25: 25A 40: 40A 63: 63A	2: 2P 3: 3P 4: 4P	20: 2NO (2P) 12: 1NO 2NC (3P) 02: 2NC (2P) 40: 4NO (4P) 11: 1NO 1NC (2P) 04: 4NC (4P) 30: 3NO (3P) 22: 2NO 2NC (4P) 03: 3NC (3P) 31: 3NO 1NC (4P) 21: 2NO 1NC (3P)

Technical parameters

Modular Contactors		HDCH8S					
		16A	20A	25A	40A	63A	
Type		IEC 61095					
Standard		IEC 61095					
Rated current I _n (A)	AC-7a	16	20	25	40	63	
	AC-7b	6	7	8.5	15	20	
Conventional free air thermal current I _{th} (A)		25	25	25	63	63	
Rated insulation voltage u _i (V)		500					
Rated voltage u _e (V)		250 400					
Rated impulse withstand voltage u _{imp} (V)		4kV					
Ambient temperature		-5 C~ 60 C					
Making and breaking capacity (AC-7a)		1.05I _e					
		1NO1NC, 2NO, 2NC					
Main contacts	2P	3NO, 3NC, 2NO1NC, 1NO2NC					
	3P	2NO2NC, 3NO1NC, 4NO, 4NC					
	4P						
Controlled power (kW)	AC-7a	250V	3.5	4.5	5.5	9	14
		400V	6.5	8	10	16	25
	AC-7b	250V	1.4	1.6	2	3.5	4.5
		400V	2.4	2.8	3.4	6	8
Operation frequency times		≥30000					
Operation frequency /1h (AC-7a)		360					
Coil voltage U _s (V)		AC24V AC220-240V 50/60Hz					
IP grade		IP20					
Wiring Ability (mm ²)	Control circuit	Hard wire	1.5-2.5 mm ²			2×1.5mm ²	
		Soft wire	1.5-2.5 mm ²			2×2.5mm ²	
	Main circuit	Hard wire	1.5-6mm ²			6-25mm ²	
		Soft wire	1-4 mm ²			6-16mm ²	

Power Distribution

HDY3 Surge Protective Devices

Standard: IEC 61643-1



Range presentation

HDY3 is Himel Surge Protective Device designed to protect electric installations and sensitive equipment against indirect surges. It is characterized by its capacity to safely discharge current with 8/20 μ s wave form.

HDY3 can be widely used in commercial and residential building.

Features

- ◆ Full range from 20kA to 160kA
- ◆ Remote signaling

Online content



HDY3

Selection code

Range name	Max discharge of current	Number of poles	Max continuous voltage	Accessories
HDY3	60	3	275	YX
HDY3	20: 20kA 40: 40kA 65: 65kA 80: 80kA 120: 120kA 160: 160kA	1: 1P 2: 2P 3: 3P 4: 4P 5: 1P+N 6: 3P+N	Default: AC 385V 275: AC 275V 440: AC 440V	YX: Remote signaling Default: No remote signaling

Technical parameters

Surge Protective Devices	HDY3-20				HDY3-40				HDY3-65			
Nominal discharge current In(kA)	10				20				30			
Maximum discharge current I _{max} (kA)	20				40				65			
Maximum allowable backup fuse strength(A gL)	50				100				125			
Maximum continuous operating voltage U _c (V)	275	340	385	440	275	340	385	440	275	340	385	440
Protection level U _p (kV)	1.3	1.5	1.6	1.8	1.5	1.7	1.8	2.0	1.6	1.8	2.0	2.2
Leakage current 75%U _c 1mA(μ A)	\leq 20											
Response time(ns)	\leq 25											
Wave form(μ s)	8 / 20											
Product structure	Plug-in											
Protection rating	II											
Poles	1P, 2P, 3P, 4P, 1P+ N, 3P+ N											
Operating state indicator	Available (green: normal; red: fault)											
Terminal wiring capacity	Minimum 4mm ² for copper wire, maximum: 36mm ² for single strand, 25mm ² for multi-strand											
Conformance standard	IEC61643 -1											
Installation	Installed on standard DIN guide rail(35mm)											
Maximum ultimate torque	35N.m											
Optional accessories	Available (YX remote signaling)											

Power Distribution

HDY3 Surge Protective Devices

Standard: IEC 61643-1

Technical parameters

Surge Protective Devices	HDY3-80				HDY3-120				HDY3-160			
Nominal discharge current In(kA)	40				60				80			
Maximum discharge current I _{max} (kA)	80				120				160			
Maximum allowable backup fuse strength(A gL)	160				200				250			
Maximum continuous operating voltage U _c (V)	275	340	385	440	275	340	385	440	275	340	385	440
Protection level U _p (kV)	1.8	2.0	2.2	2.2	2.2	2.4	2.5	3.5	2.3	3.7	3.7	2.8
Leakage current 75%U _c 1mA(μ A)	\leq 20											
Response time(ns)	\leq 25											
Wave form(μ s)	8 / 20											
Product structure	Plug-in											
Protection rating	I											
Poles	1P, 2P, 3P, 4P, 1P+ N, 3P+ N											
Operating state indicator	Available (green: normal; red: fault)											
Terminal wiring capacity	Minimum 4mm ² for copper wire, maximum: 36mm ² for single strand, 25mm ² for multi-strand											
Conformance standard	IEC61643 -1											
Installation	Installed on standard DIN guide rail(35mm)											
Maximum ultimate torque	35N.m											
Optional accessories	Available (YX remote signaling)											



©2020 HIMEL

Himel
www.himel.com

May 2020

